

GREEN PORT POLICY

KUANTAN PORT

2021-2030

ver. 2.0





TABLE OF CONTENTS



CONTENTS	PAGE
MANDATE BY GENERAL MANAGER OF KUANTAN PORT AUTHORITY	1
INTRODUCTION	2
ABBREVIATION	3
OBJECTIVES	4
5 STRATEGIC PILLARS TO ACHIEVE THE OBJECTIVES OF GREEN PORT POLICY	5
1st PILLAR REDUCE DUST POLLUTION LEVEL AT PORT	6
2nd PILLAR IMPLEMENT INITIATIVES TO REDUCE CARBON FOOTPRINT AT PORT	7
3rd PILLAR CONTROL SEA POLLUTION AT PORT AREA	8
4th PILLAR IMPLEMENT INITIATIVES OF ENERGY AND WATER EFFICIENCY AT PORT	9
5th PILLAR WASTE MANAGEMENT IN CONTROL AND EFFECTIVE	10

MANDATE BY GENERAL MANAGER Of Kuantan Port Authority



"Success in achieving the goals of Green Port Policy of Kuantan Port towards a smart, safe and sustainable port can be achieved with the integrated cooperation between all stakeholders in port"

The **Green Port Policy of Kuantan Port** is a guide in providing strategic direction in planning the development and operation of a safe, sustainable and smart port. This policy is an effort by Kuantan Port Authority in ensuring the development of Kuantan Port in line with the principles and commitments recommended by the Government in the context of Energy Efficiency (EE), decarbonization of the port ecosystem, and intensifying digitalization in the port in line with The Fourth Industrial Revolution (4IR).

This policy outlines five general objectives to be achieved by Kuantan Port by 2030. These objectives are encompassing the element of environment, social and governance (ESG) as well centered on five strategic pillars which contain several initiatives as a guide in the development of a sustainable and smart port ecosystem that shows characteristics such as efficient and sustainable operation, safe and eco-friendly. In addition to environmental mitigation, this policy also aims to support economic growth towards a developed port in line with the Sustainable Development Goals (SDGs).

In overall, the priorities in achieving the objective of this policy are the efficiency and sustainability of the use of resources such as electricity and water usage. The prudent and efficient use of these resources can benefit the port as well as support the Government's goal of reducing the carbon footprint and mitigating global climate change other than helping port users in the context of Embodied Carbon. Air and sea quality control as well as orderly and effective waste management are also very important in ensuring that the goals of this policy can be achieved.

The successful implementation of the Green Port Policy of Kuantan Port 2021-2030 requires the cooperation of all stakeholders in Kuantan Port. I take this opportunity to call out all port users in Kuantan Port to work together in an effort to ensure that all activities carried out at Kuantan Port always meet the aspect of safety, sustainability and eco-friendly.

Thank you.

DATO' KHAIRUL ANUAR BIN ABDUL RAHMAN

May 2021

INTRODUCTION

Port is an important element in supporting trade activities and economic growth of the country. Located at the strategic position in east coast region of Peninsular Malaysia, Kuantan Port as a commercial port has ample opportunities to attract foreign investors and be a catalyst in the country's economic development.

In line with the rapid pace of economic development, other elements that need to move in parallel are health, safety and environment. It is estimated that 7.9 tonnes per capita total carbon emissions in 2011 in Malaysia compared to high middle -income countries which emit 5.4 tonnes per capita. The highest carbon emissions generated in the transport sector is land transport which is about 90% (48.2M tons).^[1]

The acceleration in the port sector is also contributing to air emissions which can contribute to global warming and climate change. According to a study from the Mauna Loa Observatory, Hawaii, to reduce the 2°C increase in global warming it is necessary to reduce the carbon footprint by 2 tons per year until 2050. In the early 1700s, the GHG content was only 180-280 ppm as well as about 80% heat can be sent back out of the atmosphere. In June 2021, the GHG content in the atmosphere increased by 415.20 ppm. The GHG rate continued to increase in June 2022 by 2.20 ppm making the global GHG content recorded at 417.42 ppm.^[2]

The Government estimates that 22% of recyclable waste can be achieved by 2020. However, in reality only 2% of recyclable waste has been recorded by 2017. Awareness of recycling needs to be conveyed to all sectors including the port sector. Ports, which are also recipients of waste from ships, need to manage them carefully and in an orderly manner in order to help reduce the impact of pollution on the environment.^[3]

The **Green Port Policy of Kuantan Port** is a guide in formulating the development and operation plan of Kuantan Port in accordance with the principles of conservation and environmental friendliness. The cooperation of all stakeholders in the port, especially port operators, is needed in driving the development of Kuantan Port towards a safe, viable and sustainable port.

[1] National Transport Policy 2019-2030

[2] [Global Monitoring Laboratory - Carbon Cycle Greenhouse Gases \(noaa.gov\)](https://www.noaa.gov/global-monitoring-laboratory-carbon-cycle-greenhouse-gases)

[3] Policies, Challenges and Strategies For Municipal Waste Management In Malaysia 2017

ABBREVIATION

- KPA = Kuantan Port Authority
- MARDEP = Marine Department of Malaysia
- DOE = Department of Environment
- IMO = International Maritime Organization
- MARPOL = International Convention for the Prevention of Pollution from Ships
- ISGOTT = International Safety Guide for Oil Tankers and Terminals
- IMDG Code = International Maritime Dangerous Goods Code
- PRF = Port Reception Facility
- Air emission = Refer to of all air emissions such as PM₁₀, CO₂, SO_x, NO_x and others
- GHG = Greenhouse Gas
- CO₂ = Carbon dioxide
- 4IR = The Fourth Industrial Revolution
- PM₁₀ = Fine particles 10 micrometers and below
- ppm = Parts per million (units for measuring air pollutants)
- EE = Energy efficiency
- RE = Renewable energy
- ESG = Environment, Social, Governance
- SDG = Sustainable Development Goals
- Net zero carbon = The content of carbon emission is equivalent to the carbon used

OBJECTIVES




Objective 1

Maneuver towards a smart port operating ecosystem and stable biosphere through effective engagement with stakeholders

Objective 2

To explore the aspect of efficiency in energy and water consumption as well as sustainable practices in every activities in Kuantan Port



Objective 3

To comply with national policies and standard regarding the implementation of green initiatives as well as mitigation on climate change

Objective 4

To achieve the reduction of air emmision at port to the desired level



Objective 5

To ensure the quality of air, land and water quality as well as waste management at Kuantan Port is always at the satisfactory level

5 Strategic Thrust for Achieving Green Port Policy Objectives

✓ 1st Pillar

Reduce Dust Pollution Level At Port

✓ 3rd Pillar

Control Sea Pollution At Port Area

✓ 5th Pillar


Waste Management In Control And Effective

✓ 2nd Pillar

Implement Initiatives To Reduce Carbon Footprint At Port

✓ 4th Pillar

Implement Initiatives Of Energy And Water Efficiency At Port



1ST PILLAR

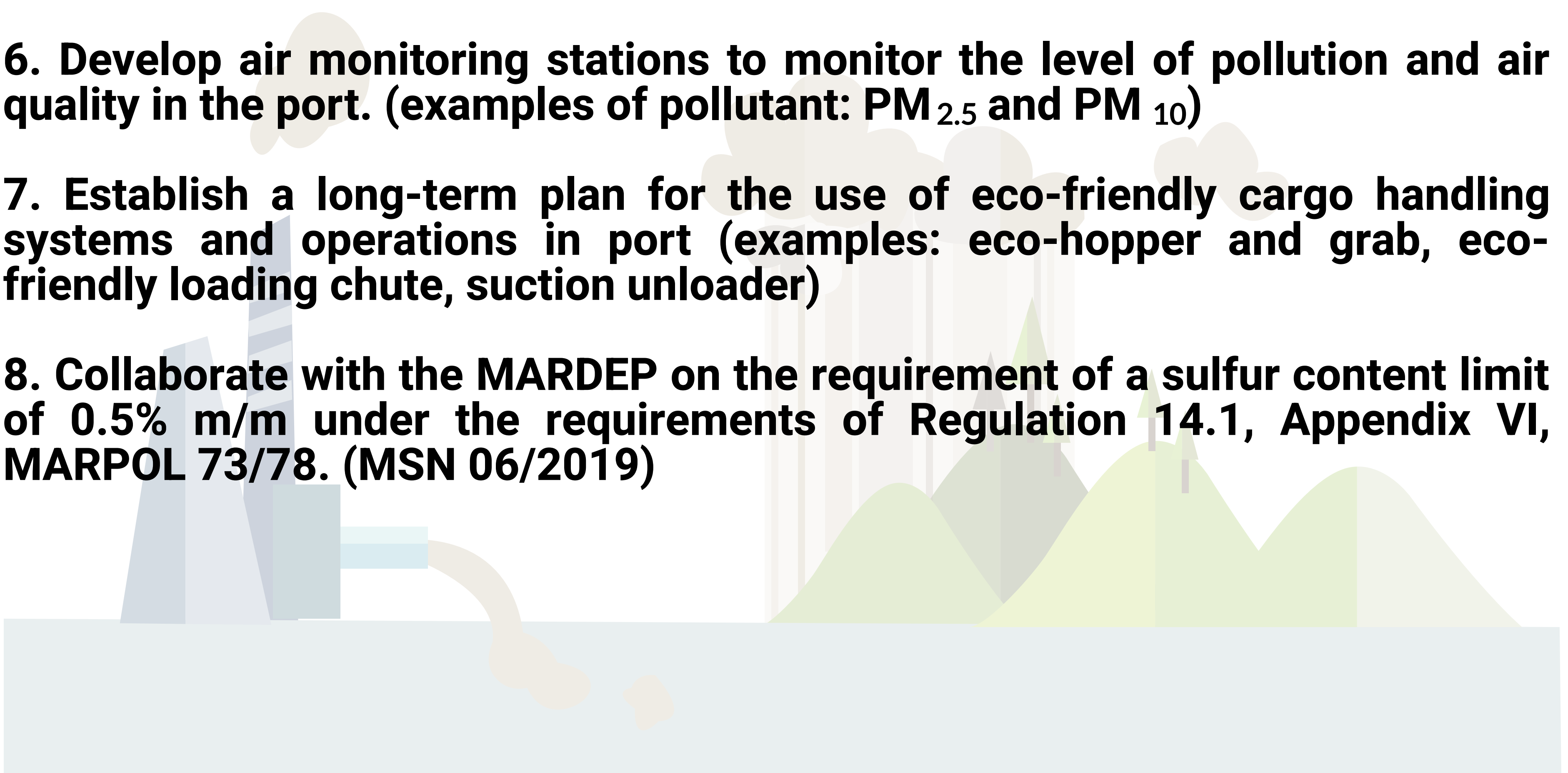
REDUCE DUST POLLUTION LEVEL AT PORT

Objective:

1. Implement initiatives in reducing the level of air pollution at port.
2. Comply with the requirements of other agencies in terms of air quality in the port.
3. Practice eco-friendly cargo handling system.

Initiative:

1. Collaborate with the DOE on environmental quality compliance in port and awareness regarding air pollution.
2. Install and use water sprinkler system for dry bulk cargo storage to reduce dust sedimentary.
3. Designate separate zones for dry bulk cargo for air pollution control purposes.
4. Establish adequate wind barrier around the dry bulk cargo storage site zone.
5. Ensure that the washing bay is created in a suitable place and is always maintained in good condition.
6. Develop air monitoring stations to monitor the level of pollution and air quality in the port. (examples of pollutant: PM_{2.5} and PM₁₀)
7. Establish a long-term plan for the use of eco-friendly cargo handling systems and operations in port (examples: eco-hopper and grab, eco-friendly loading chute, suction unloader)
8. Collaborate with the MARDEP on the requirement of a sulfur content limit of 0.5% m/m under the requirements of Regulation 14.1, Appendix VI, MARPOL 73/78. (MSN 06/2019)

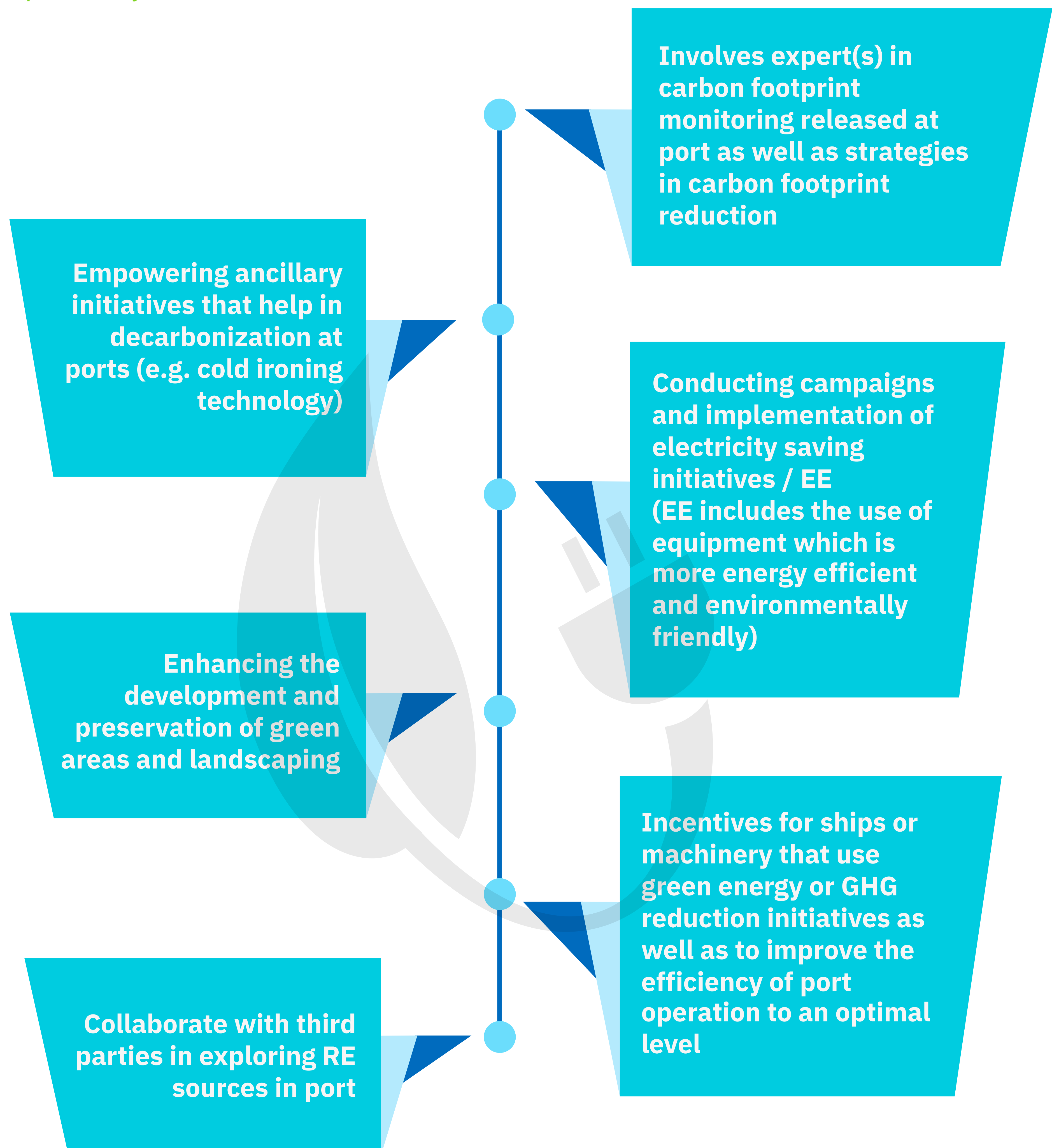


2ND PILLAR

IMPLEMENT INITIATIVES TO REDUCE CARBON FOOTPRINT AT PORT

Objective:

1. Achieve 20% carbon footprint reduction in ports by 2030.
2. Empowering strategies to reduce the carbon footprint or net zero carbon in ports.
3. Reduce the impact on the environment and global climate change that are affected by the port ecosystem.

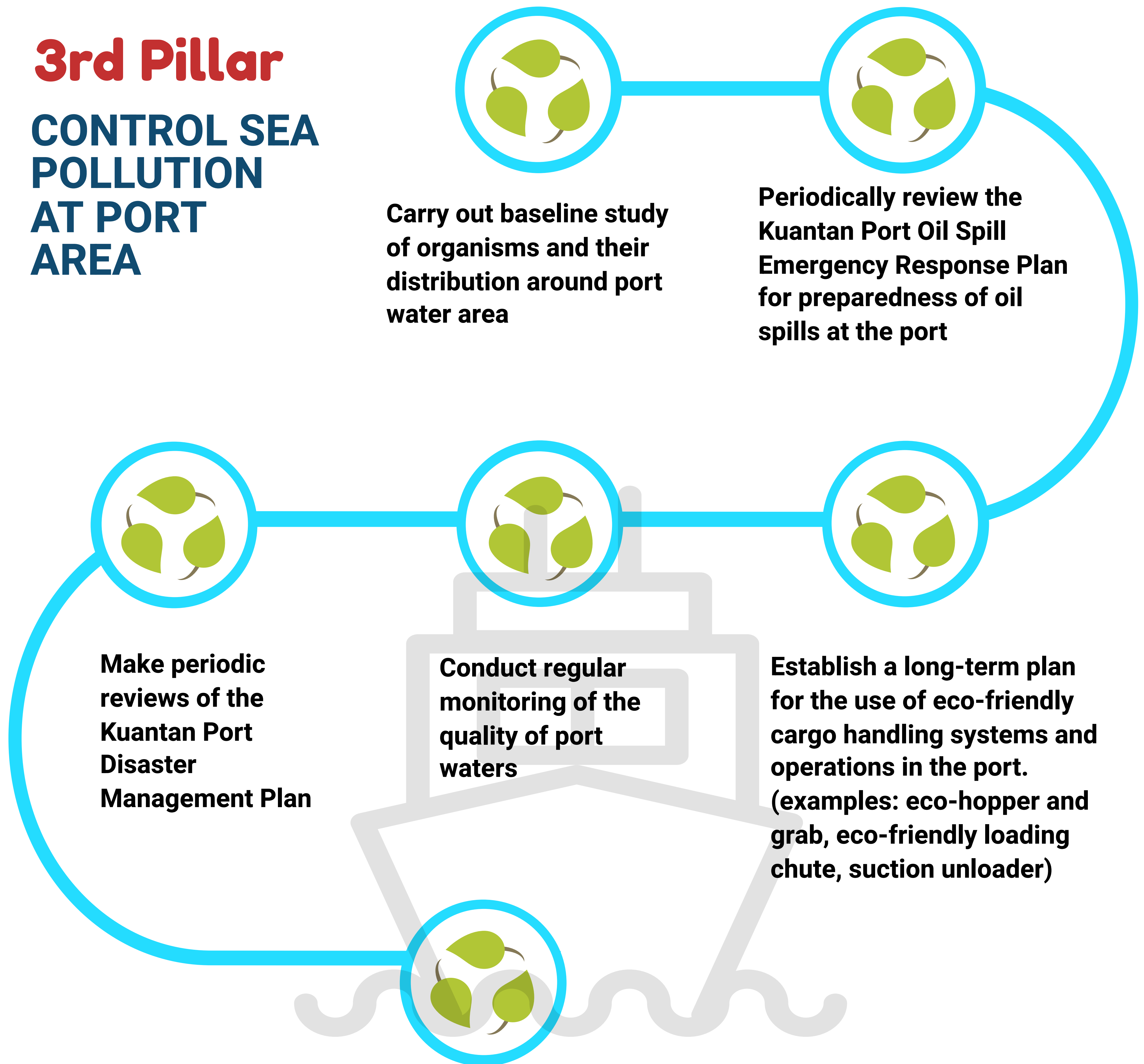


Objective:

1. Ensure port water are always free from any form of pollution.
2. Ensure the use of environmental friendly operating systems in port.

3rd Pillar

CONTROL SEA POLLUTION AT PORT AREA



Collaborate with relevant agencies such as the MARDEP, DOE and others in compliance with the provisions of water quality control in the port. [example: International Convention for the Control and Management of Ballast Water and Ship Sediment. (MSN 8/2017 and MSN 14/2020)]

4th Pillar

IMPLEMENT INITIATIVES OF ENERGY AND WATER EFFICIENCY AT PORT

Objective:

1. Improve the implementation of electricity and water efficiency in port.
2. Practice energy and water savings to the optimum level.



01

Implement efficient rainwater collection techniques for daily operational usage such as:

- watering on dry bulk cargo to prevent dust sedimentary
- washing bay
- wharf cleaning after the cargo operation is completed



02

Intensify the implementation of water re-treatment systems throughout the port area to be reused for post-operational purposes (example: wharf washing or washing bay)



03

Using LED or CFL lighting throughout the port area by stages as well as exploring and implementing other appropriate EE initiatives (e.g. alternative energy such as solar energy)



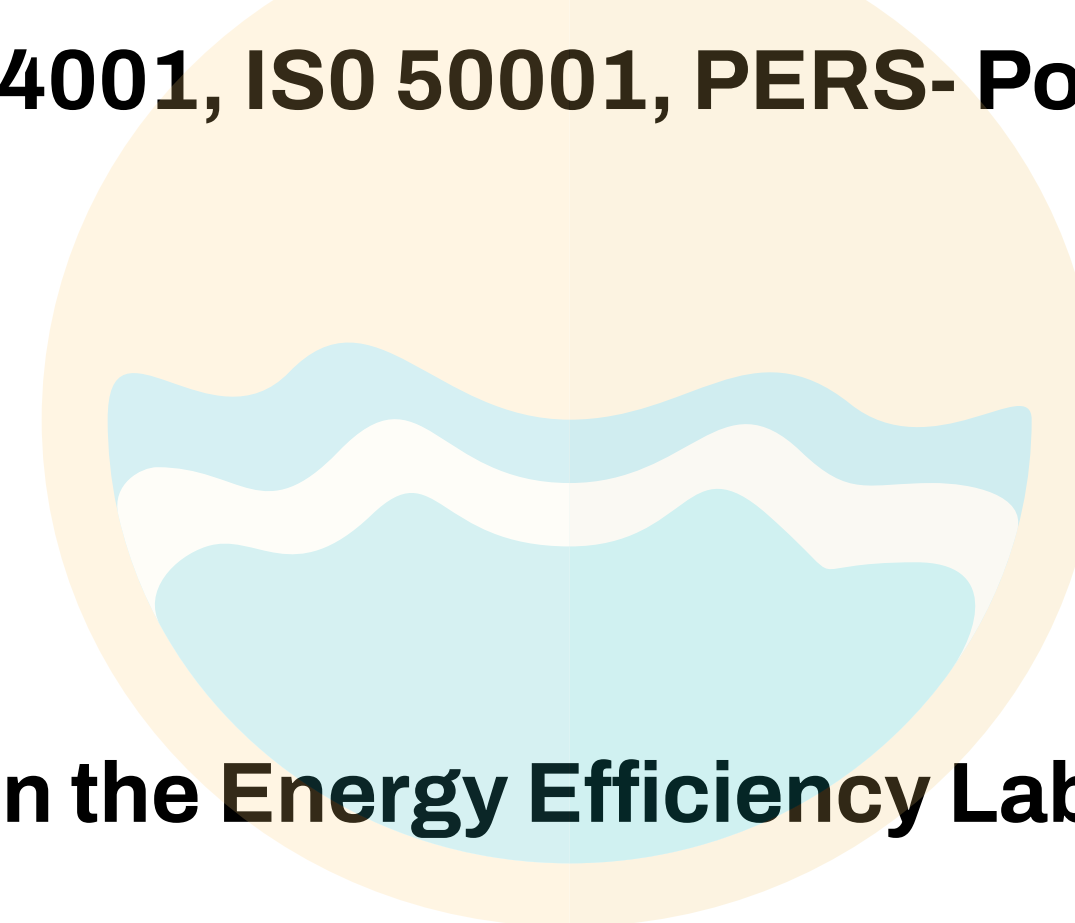
04

Empowering environmental and energy management systems in ports according to standards (e.g. ISO 14001, ISO 50001, PERS- Port Environmental Review System)



05

Prioritize level 4 stars and above on the Energy Efficiency Label for electrical equipment procurement



5TH PILLAR

WASTE MANAGEMENT IN CONTROL AND EFFECTIVE

Objective:

1. Ensure that waste generated at the port is handled and disposed off systematically.
2. Encourage sustainable initiatives in port activities.



Implement a long-term plan towards the development of a PRF or equivalent facility system



Systematic management of special waste such as:

- Scheduled waste (only companies with approval from the Department of Environment and a license from KPA are allowed to receive this waste)
- Hazardous waste (ISGOTT and IMDG Code)



Reduce the use of paper in daily affairs and expand the implementation of digitization in line with 4IR



Conduct recycling campaigns and initiatives with the involvement of all stakeholders in the port



Initiate the use of eco-friendly materials such as recycled materials for office tools and the use of biodegradable materials for food packaging in cafes located at the port