

REGISTRATION PROCESS FOR SAFE-G, E-VETTING AND CARGO MOVE

CargoMove

Cargo Move - A vehicle booking system that allows a haulier to pre-book their visits to the respective terminal/depots allowing the terminal/depot to know who is coming to pick up or drop off cargo prior to their arrival.

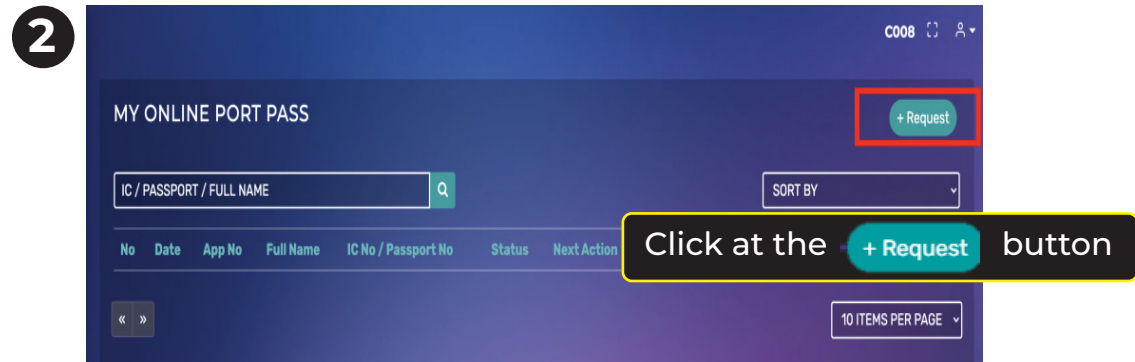
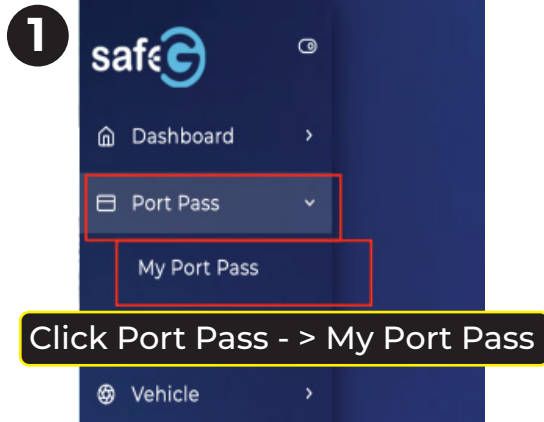
safeG

Safe-G System is the online Company Permit, Port Pass and Vehicle Pass registration module for customers. A Platform for port user to raise a request to access the port and will further verified by the Port Police.

e-Vetting 2.0

e-Vetting is an online Security Screening by the Government of Malaysia. Security Screening is a process that can help combat subversive activities, espionage, sabotage and terrorism whether from within or outside the country. This process is able to identify personality weaknesses of public officials that allow them to be involved with the disclosure of official confidential information.

SAFE G : PORT PASS APPLICATION



3

PORT PASS REQUEST

Application Info

DATE OF APPLICATION: 23/03/2021

TYPE OF APPLICATION: NEW

TYPE OF REGISTRATION: FORWARDING

DESIGNATION: 2ND ENGINEER/O

PAYMENT: CASH

RESIDENT: LOCAL

LOCATION ACCESS: GATE A, GATE B, GATE F, NDWT, WISMA KPC, LCB

Company

COMPANY REGISTRATION ID: C008

COMPANY NAME: BRO

Person

IC NUMBER

DATE OF BIRTH: DD/MM/YYYY

SEX: MALE

FULL NAME

NAME ON PORT PASS

CONTACT NUMBER

OFFICE NUMBER

Fill up all required information including license information. Without license information, port pass holder cannot apply for vehicle pass

4

E-Vetting

DATE OF APPLICATION: DD/MM/YYYY

DATE OF RESULT: DD/MM/YYYY

RESULT: IN-PROGRESS

HSE & Security Training

TYPE: NORMAL

BOOKING: 25/03/2021 09:00

Upload

Click or drag files to upload

- IC / Passport - jpeg(50KB)
- Other License
- E-Vetting Certification

Cancel Save As Draft Submit

- Fill up Evetting information – Evetting is mandatory. However user still can apply port pass even still did not get the Evetting result.
- Choose HSE Safety Training type and Date/Time. Only available slot will be shown on the screen.
- Upload required document. Without the supporting document, the application will be rejected.
- Click at the **Submit** button to complete the application request.

REGISTRATION PROCESS FLOW

Register **Safe-G** system

Information needed:

- **SSM Certificate**
- **Letter or form** from Kuantan Port showing your business with Kuantan Port

Email to :

kpsafegadmin@ijm.com

Website link :

www.safeg.kuantanport.com.my

Safe-G System is the new online Company Permit, Online Port Pass and Vehicle Pass registration module for customers. As a Port User role, you will be able to raise a request to access the port via this platform and will be further verified by the Port Police.



e-Vetting are sub process of Safe G application that required under the Act of Restricted Area Restricted Place 1959 (Act 298) handle by CGSO Department

Register **CargoMove** system

Information needed:

- **SSM Number**
- **Email**
- **Phone Number**
- **Type of registration ;**
Conventional, Container, Non Cargo

Email to :

support@cargomove.com.my

Website link :

www.cargomove.my

Cargo move is an online system that enables transporters companies to make reservation in advance before conducting business at the port. This system allow users to check the movement of their transport movement and improve cargo efficiency

Customer Support

Cargo Move Hotline

(Cargo Activities Registration)

 **+60 11-2079 9495** (WhatsApp only)

 **+60327712765** (24 hours)

 **support@cargomove.com.my**

One Stop Center Hotline

(Port Pass Application status)

 **+09-5861094** (0800H-2000H - Every Day)

 **kpportpolice@ijm.com**

(ID Safe G Application status)

 **kpsafegadmin@ijm.com**

HSE Hotline

(Safety Briefing/Covid SOP)

 **+60 19-9283781**

CGSO Office

(E-vetting Application Status)

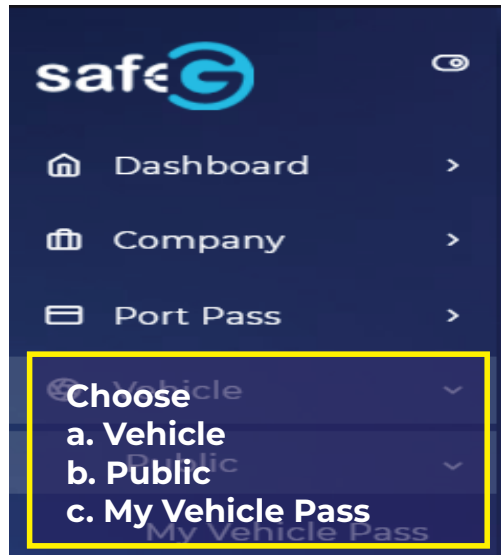
 **<https://evetting.cgso.gov.my/cgso/complaint-create.jsf>**

Lokasi OSC Office;

Lat Long: 3.9931497856027214, 103.41931626368788

 <https://goo.gl/maps/P9VtpN463jYHTVqU6>

SAFE G: VEHICLE PASS REQUEST



The image is a screenshot of the 'VEHICLE PASS REQUEST' form in the SAFE G mobile application. The form is divided into several sections, each with a numbered callout:

- 3** Application Info
- 4** TYPE OF APPLICATION
- 5** STICKER YEAR
- 6** APPLICATION FOR
- 7** Select Location Access; Can Select Multiple Locations
- 8** Driver Info (only for Individual)
- 9** Vehicle Info
- 10** Attachment – Upload Driving License, Road Tax and vehicle grant or cover note
- 11** Submit button

The form fields include: DATE OF APPLICATION (Choose Date of Application), TYPE OF APPLICATION (Choose Type of Application; New/Renew), STICKER YEAR (Choose Sticker Year), APPLICATION FOR (Choose Application for Individual or Company), DATE B, LCB1, NDWT OUT, DATE A, LCB2, NDWT IN, KPI IN, LCB3, KPI OUT, NDWT IN, Driver Info (SEARCH BY IC NO (WITHOUT '-') / PASSPORT NO), Driver Info (only for Individual) (A. Fill IC/Passport number without '-' and click at search icon, B. Name and IC/Passport will appear after clicking search icon), Vehicle Info (TYPE OF VEHICLE, REGISTRATION NUMBER, YEAR MADE, COLOUR, BRAND, ROAD TAX EXPIRED DATE, INSURANCE EXPIRED DATE), and Attachment (Driving Licence, Road Tax, Cover Note, Grant). The form also has a Cancel button and a Submit button.

1

2

+ Request
Click at the Request button on the top right

10

8


9

11

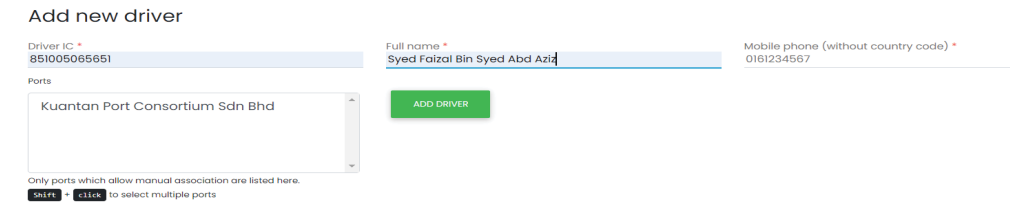
Submit application by clicking the submit button on the bottom right

CARGO MOVE: CARGO BOOKING

Add New Driver

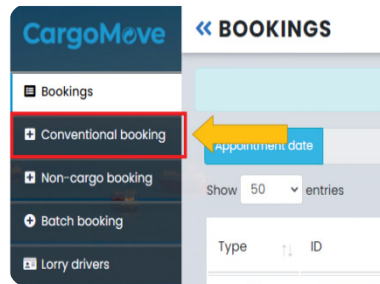


Select Lorry drivers from side menu bar




Key in information, select Kuantan Port Consortium and click ADD DRIVER

Create New Booking



Select Conventional booking from side menu bar



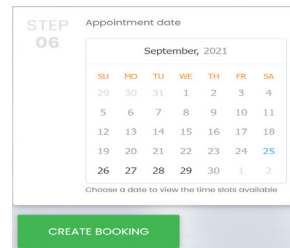
Choose booking transaction



STEP 02 Name of the port ?



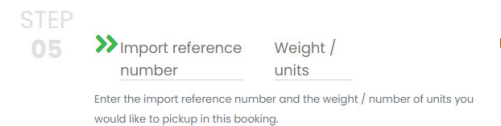
Select Kuantan Port Consortium Sdn Bhd



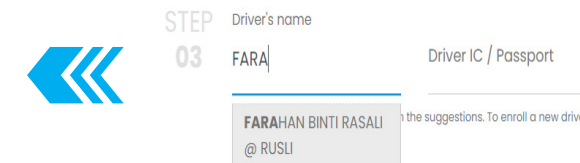
Select the appointment date and time and click Create Booking to complete the booking



STEP 04 Lorry registration number



Key in lorry plate number
Insert the IID/IED number and the weight of the cargo



Select the driver

E-VETTING 2.0

1. Visit the e-Vetting 2.0 link: <https://evetting.cgso.gov.my>
1. On the menu display, click the Register(Daftar) link button to register a new user account. Please select a Registration Type.
Choose User Type :
2. Individual Applicant (Pemohon Individu) – For Personal Application only
Company Applicant (Pemohon Syarikat) – For Company Administration Application
Department Applicant (Pemohon Jabatan) – For Government Administration Application
3. Please select an ID Type and key in User ID, Name, Email and Enter Image “CAPTCHA” in the fields provided (Make sure the Name and User ID as in the New Identity Card or Passport).
4. Click the Register (Daftar) button to submit the application form and continue the registration process. The message User Registration successfully sent. Please check your email will be displayed.
5. Applicants can check the registration email whether the registration was Successful or Failed. If successful the applicant can Login to the e-Vetting System and make a new application. If it fails, please re-register.

Any Further Queries :

Pejabat Ketua Pegawai Keselamatan Kerajaan Malaysia Jabatan Perdana Menteri, Aras -1,1 dan 2, Setia Perdana 7, Kompleks Setia Perdana, Pusat Pertadbiran Kerajaan Persekutuan, 62502 Wilayah Persekutuan Putrajaya, Malaysia.

Tel : 03 8872 6012/6021 or complaint at <https://evetting.cgso.gov.my/cgso/complaint-create.jsf>

1. evetting.cgso.gov.my/cgso/login.jsf

PEJABAT KETUA PEGAWAI KESELAMATAN KERAJAAN MALAYSIA
JABATAN PERDANA MENTERI

09 Oct 2021 10:20:05

e-Vetting 2.0

Log Masuk | Daftar | Soalan Lazim | Aduan | Manual Pengguna | Hubungi Kami

Jenis Pengguna: Pemohon Individu Pemohon Syarikat/Jabatan Pengesah Jabatan

ID Pengguna:

Kata Laluan:

Lupa Kata Laluan

Log Masuk Set Semula

PEJABAT KETUA PEGAWAI KESELAMATAN KERAJAAN MALAYSIA
JABATAN PERDANA MENTERI

15 Jul 2019 10:14:00

e-Vetting 2.0

Log Masuk | Daftar | Soalan Lazim | Aduan | Panduan Pengguna | Hubungi Kami

Daftar Baru

Semua medan wajib diisi.
Sila masukkan Nama dan ID Pengguna seperti di Kad Pengenalan Baru (Warganegara / Pemastautin Tetap) atau Pasport (Bukan Warganegara).

Jenis Pendaftaran: Pemohon Individu Pemohon Syarikat Pemohon Jabatan

Jenis ID:

ID Pengguna:

Nama:

Emel:

CAPTCHA:

Daftar Set Semula